



# Now-A-Newsletter

Meeting on: May 21st at 11:00 am

NAN Submissions, Email: [scpcgnan@outlook.com](mailto:scpcgnan@outlook.com)

Meeting Location: **Hagaman Library**

## Take Note!

### **Volunteer Position Opening**

The SCPC Guild is looking for a volunteer to be our Bottles of Hope Coordinator. Position may be shared. We have a Hotmail email account and emails will need to be answered, bottles sent and received, and delivered to facilities (or given to Debbie Goodrow). This is an “outreach” opportunity. BOH workshops can be set up. We have the [bottlesofhope.org](http://bottlesofhope.org) website that can be actively managed if you desire. Please email Sharon [sharchar@gmail.com](mailto:sharchar@gmail.com)


### **SECTIONS YOU MUST CHECK OUT:**

Take Note	1
Clay Connection	2-4
Classes	5-6

## Meeting Agenda

Demo – Lori Michels - “Fordite” Pen Covering and Sanding- Working Demo

### What you need to bring:



- Pre-rolled out a piece of clay at a #3 or a #4 and about 3” wide and 6” long
- Predesigned clay, again rolled out to a 3 and enough to cover a 3x6” surface
- 1 Bic pen (I bought mine in a 10 pack for about 1.79)
- Working mat
- Blades
- Plastic shoe box (from the dollar store) to hold a little water
- Piece of 200, 400, 600, 1000 grit sandpaper
- If you want a better sheen, bring some renaissance wax.
- Skewers will be provided

- Discussion about Clay ConneCTion 2016 Retreat
- Discussion about the Guild Website Relaunch - going “Live” Monday 5/16
- Clay Day/BOH workshop
- Registration opens to the public on May 1<sup>st</sup>.
- Show-n-tell

The library in Newtown has an exhibit of polymer clay art with items donated by Sharon Mihalyak and Lisa Procaccini. BOH are there too! The exhibit will be in place thru the end of May. Come visit if you find yourself in the area.

## Looking Ahead

### **Demos:**

- TBD – Debbie Goodrow – Something Great!
- TBD – Simple Slicer Demo – Carole Monahan-Kampfe
- TBD (Summer) – Christy Sherman – Sculpting (with) Leaves and Flowers

Clay Day/BOH workshop at West Haven Library Saturday June 4 11:30am - 4:45pm

Clay ConneCTion 2016 dates have been reserved for Thursday, July 28 - Sunday, July 31, 2016, at Connecticut College in New London.

**Clay ConneCTion 2016 - The Southern Connecticut Polymer Clay Guild's 10<sup>th</sup> Retreat!**

Join us for an inspiring, relaxing, long weekend with informal demonstrations and plenty of sharing and learning in an open studio setting. We welcome polymer clay enthusiasts of all skill levels.

**DATE:** Thursday, July 28 through Sunday July 31, 2016

**PLACE:** Clay ConneCTion 2016 will be held at Connecticut College in New London, CT  
<https://www.conncoll.edu/at-a-glance/directions-to-the-college/>  
<https://www.conncoll.edu/map/>

Our work area etc. is located in the College Center at Crozier-Williams (Snack Shop, Cro's Nest, 1941 Room, 1962 Room, Bookshop, Post Office) - G2 on Campus Map, Harris Refectory, surrounded by the dorms - H2 on Campus Map

Work area: a very large air-conditioned work room with good general lighting. Each attendee is provided with a full 6 foot worktable.

Demonstrations will be held in a separate room (upstairs in the Cro's Nest)

Sleeping accommodations are in air-conditioned, handicapped accessible dormitories with elevators (single rooms unless specially requested).

Meals will be served in the dining hall (Harris Refectory). Meals are included from Thursday dinner through Sunday lunch. Please note on your registration form if you have any special dietary requirements.

**TIME:** On-site check-in opens Thursday, July 28 at Noon and check out is Sunday, July 31 at 3:00 pm

**COST:**

Full Package (includes space in the work room, all meals, plus a room in the dorm, linens are provided by the college)

- Thursday – Sunday: \$350 single or double occupancy, meals from Thurs dinner to Sun lunch
- Friday – Sunday: \$285 single or double occupancy, meals from Fri dinner to Sun lunch

Commuter Package (includes space in the work room and all meals, NO LODGING):

- Thursday – Sunday: \$230 meals included from Thurs dinner to Sun lunch
- Friday – Sunday: \$205 meals included from Fri dinner to Sun lunch

SCPCG Members please deduct \$10.

**Registration:**

**Limited to 70 people, opens April 16th for SCPCG members and May 1st for all others, closes June 23rd.**

The Registration Form is attached or may be downloaded from our website: <http://scpcg.org> or <http://www.scpcg.org/clayconnection.htm>

**PAYMENT:** By check, payable to SCPCG in the above amount or by Paypal.

Payment is also available via Paypal for an additional \$10 fee. If you wish to pay via Paypal, please email Sue Rankin at [cybersue1@earthlink.net](mailto:cybersue1@earthlink.net) with the subject "CC16 Paypal request". Include your choice of package (Full: Thurs-Sun, Full: Fri-Sun, Commuter: Thurs-Sun or Commuter: Fri-Sun) and Sue will send you an invoice.

You will still need to mail or email your completed registration form to Sharon.

Mail your payment and completed registration form to:

Sharon Mihalyak, Registration Coordinator, 456 Jones Hill Road, West Haven, CT 06516.

Written cancellations are subject to a \$30.00 processing fee. No refunds will be given after June 23, 2016.

**WHAT TO EXPECT:**

A relaxing, inspiring weekend filled with fun, friendship and all things polymer clay. Set up your tools and play. Feel the creative spirit. It doesn't matter if this is your first retreat or you've come to them all, the atmosphere is friendly, welcoming and sharing. Create, relax, play, share, learn, shop and have fun!

**HIGHLIGHTS:**

Check our Facebook page [www.facebook.com/scpcg.org](http://www.facebook.com/scpcg.org) for more updates as we get closer to the retreat:

**Freedom Swap:** We are getting a bit tired of swapping 1-inch tiles, so this year you are free to swap whatever you'd like, even 1-inch tiles.

**Retreat Marketplace:** A showcase space to sell your stuff. More details to follow.

**Thursday Evening: Welcome Reception "Wear Your Work or Your Favorite Outfit"** - wine, beer & soft drinks provided. Dress up and wear your work or a piece by one of your favorite polymer clay artists! Let's show off our beautiful work while meeting and catching up with the other artist attendees.

**Ongoing Demos:** Demonstrations of a variety of techniques will be held throughout the weekend, freely given by many of the retreat attendees. Demonstrations generally cover a wide range of techniques from beginner to advanced. Please consider giving a demo!

**Massage Therapist** available for extra pampering Friday and Saturday. Additional fee payable \$35 for a half hour, \$65 for an hour.

**Friday Afternoon: Bottles of Hope Themed Challenge**, more details to come

**Friday evening free:** We have not planned any special events for Friday evening to give you the option to leave campus and try out one of the many great restaurants in the area or perhaps visit nearby Mohegan Sun Casino. Or you can stick around and continue to play with clay!

**Saturday Afternoon: The Auction** – There is always an array of amazing items. Please consider donating something to the auction.

**Saturday Evening: Left Center Right Poker**, a simple passing game using polymer clay poker chips (make 3 per game, 9 at the most). A simple and silly game. Adult beverages will be provided for those who are interested.

**Sunday: Bottles of Hope Challenge** – Bottles will be available throughout the weekend. Help us with our ongoing project and make a bottle or two or more. If you'd like, please enter your bottles in our fun Bottles of Hope Challenge. There will be ribbons awarded in a variety of fun and creative categories. Bottles will be distributed to area cancer patients after the retreat.

And LOTS more! We are still planning

**WHAT TO BRING:**

**Polymer Clay Tools and Supplies:** Bring the tools and supplies you feel you need to play with polymer clay throughout the weekend. For some people that can mean transporting a nearly complete studio, but that's not required. Definitely bring the basics: clay, work surface, pasta machine, motor if you've got one, blades, needle tool, cutters, notebook and pen for the demos, tile or card stock to bake on. A task light and power strip are helpful.

Beyond that bring whatever you feel you'll need to create. Remember, if you've forgotten anything, you will be in a room full of polymer clay enthusiasts who will be happy to share. Bring some of your own work to show off! Retreat attendees are welcome to sell any of their own work from their work space. You are responsible for any and all tax collection and reporting.

**For the dorm room:** Linens are supplied by the college (sheets and towels), but there are a few comfort items you might consider bringing.

---

- An extra towel if you'd like one
- Your own pillow
- An inexpensive twin size foam mattress topper (or whatever else you need to make the basic college dorm mattress more comfortable). Hint: If you bring a twin fitted sheet from home you can just slip it and the foam pad over the sheet already on the bed and not have to completely strip the bed. Plus it prevents that awkward situation where the sheets come un-tucked and you're sleeping on the bare plastic mattress.
- A blanket – when the college cranks up the air conditioning prior to arrival it can make the dorms clammy and downright cold. Bring along a blanket and you'll be more comfortable.
- A robe and shower shoes (remember the shared dorm bathrooms)

QUESTIONS: If you have any questions or need further information, please contact Sharon Mihalyak [SharChar@gmail.com](mailto:SharChar@gmail.com) or Libby Mills [Libzoid@gmail.com](mailto:Libzoid@gmail.com)

### Newtown Arts Festival

On September 17 and 18 is the fifth annual Newtown Arts Festival. I am involved in the planning this year and will be running a weekend long tent called "Make". There will be an exciting rotation of guided arts and crafts all weekend for all ages. I would LOVE to have a Bottles of Hope workshop! So please think about who would like to run that. We can supply volunteers to help.


## Other Items of Interest

During our May meeting Libby told us about a Laser Thermometer she purchased. It is a hand held device that she points at the oven and it will give her an accurate reading to ensure her polymer clay pieces are baked properly.

Libby sent us a link: Amazon: [http://www.amazon.com/Etekcitey-Lasergrip-1080-Non-contact-Thermometer/dp/B00DMI632G/ref=cm\\_wl\\_huc\\_item](http://www.amazon.com/Etekcitey-Lasergrip-1080-Non-contact-Thermometer/dp/B00DMI632G/ref=cm_wl_huc_item)



Etekcitey Lasergrip 1080 Non-contact Digital Laser IR Infrared Thermometer Temperature Gun, Yellow/Black  
\$13.88



Cat sent us a link to making handmade books:

[http://www.clothpaperscissors.com/making-handmade-books?utm\\_source=freemium&utm\\_campaign=iw-kca-fr-160410&utm\\_content=834115\\_IFA160410&utm\\_medium=email](http://www.clothpaperscissors.com/making-handmade-books?utm_source=freemium&utm_campaign=iw-kca-fr-160410&utm_content=834115_IFA160410&utm_medium=email)

Cat also sent a link to Ceramic Arts Daily. "Lots of ideas can be borrowed from the ceramic techniques."

<https://outlook.live.com/owa/?id=64855&owa=1&owasuffix=owa%2f&path=/mail/inbox/rp>

## Classes

### **Jana Lehmann:**

Teaching at [Valley Arts Council](#) in [Derby, Connecticut](#)

**Saturday, June 25 - 26<sup>th</sup>, 2016**

**Saturday is *Patterns & Pendants*, Sunday is *Patterns & Earrings***

**Time: 10:00 – 5:00 pm**



Lynne Ann is proud to be hosting 2 one day classes for her friend and fellow polymer clay artist Jana Lehmann, of Stuttgart, Germany. Jana will be teaching these classes on what may be her only trip to Connecticut. Learn her wonderful pattern technique that does NOT involve caning! Be amazed by her flawless finishing. Her whimsical sense of style combined with attention to detail and finishing will have you thinking of her work as "Kim Korringa meets Dan Cormier", if you can imagine that!

Come one day or both, there will be different patterns taught on Saturday and Sunday. Saturday is Patterns & Pendants, Sunday is Patterns & Earrings.

The cost for one day is \$85, Come for both days for \$160

Seating is very limited!

There may be a modest materials fee.


MORE INFO TO COME

Contact Lynne Ann Schwarzenberg to reserve your spot!

[riverpoet@comcast.net](mailto:riverpoet@comcast.net) or through her Facebook page: <https://www.facebook.com/lynne.schwarzenberg>

**Kristie Foss:** Teaching at Meiklem's Kilnworks in Bozrah, CT.

To register online go to: <http://www.meiklemkilnworks.com>



**Saturday, June 18, 2016**

***Free-hand Designs with Repel Gel Time: 9 am - 2 pm***

Repel Gel is an amazing product that will allow us to create designs on beads leaving some spaces colored while others remain untouched. Participants will learn to use Repel Gel for making designs on both baked and unbaked clay beads of their own making. We will explore geometric designs such as African "mud cloth" patterns, as well as light and airy swirled designs.

Materials: Students will need a pasta machine, a glossy work surface and a tissue blade. White, cream or beige Clay is also needed. Alcohol inks in black, brown, and colors of student's choice. Items such as clay (\$2 per package) will be available for purchase at instructor's cost, if desired. Instructor will have some inks for sharing.





**Saturday, July 16, 2016**

***Hollow Tubes or Beads with “Sound” Time: 9 am - 2 pm***

Learn to make a hollow horizontal bead or vertical cylinder to use as a pendant or a lamp or fan pull or earrings or .... We won't stop there, though. We will also learn how to make your bead jingle with sound. This is a fun and fascinating project that should spark other ideas. Materials Costs: Students will need a pasta machine, a glossy work surface and a tissue blade. Clay is also needed in colors of the student's choosing. Items such as clay (\$2 per package) will be available for purchase at instructor's cost, if desired.



Design on courtesy of Teri Walters →

**Saturday, August 6, 2016**

***Exploring Swirls and Snail Shell Designs***

***Time: 9 am - 2 pm***

Here is a perfect project for those lazy, hazy summer days of August. Participants will learn to make a couple of different canes that simulate the wonderful swirl on snail shells. Slices from these canes can be used in a wide variety of ways. For added fun, we will also make some 3-dimensional snail shells. These can be small, large, or somewhere in-between, and can be used in a variety of ways. Materials Costs: Students will need a pasta machine, a glossy work surface and a tissue blade. Clay is also needed in colors of the student's choosing. Items such as clay (\$2 per package) will be available for purchase at instructor's cost, if desired.



**Guild Library**

To borrow any items from the Guild Library, please email your request to:  
Debbie Goodrow at [DGoodrow@gmail.com](mailto:DGoodrow@gmail.com)

Simply browse through the library list and email Debbie the ID numbers  
for the books and/or DVDs you wish to borrow.

(Please note that you MUST sign out all media with Debbie before taking them,  
even if they do not have a sign out card attached. Thank you)



Did you enjoy the DVD you watched? Hated it? Thought the book you took out was helpful? Write a short review (approx. 50-200 words) to let other members know what you think and submit it to: Debbie Goodrow at [DGoodrow@gmail.com](mailto:DGoodrow@gmail.com)

Not comfortable writing the review, well Debbie has offered to help. Just email her your thoughts, what you liked, didn't like, and any anything else you specifically wanted to say. It only takes a few minutes, doesn't have to be long, and is a great way to participate even if you can't attend the meetings.

## Traveling Exhibit

The Traveling Exhibit – Gerry Pieper is our Traveling Exhibit Coordinator. With setup help from a number of other members, our Exhibit will continue to inspire those with artistic interest.

**Exhibit Locations:**     **May & June: West Haven Library – Setup: Sharon Mihalyak**  
                                   **July: Stamford Library**

Contact Gerry Pieper to schedule the Traveling Exhibit in a Library or other public space near you. [gerryssilver@att.net](mailto:gerryssilver@att.net)

## Welcome New Members

New Members always welcome!

### **Southern CT Polymer Clay Guild**

Visit our guild website:  
<http://www.scpcg.org>



The guild message board is located at:  
<http://forums.delphiforums.com/scpcg>

The Bottles of Hope website is:  
<http://www.bottlesofhope.org>

The Bottles of Hope message board is:  
<http://forums.delphiforums.com/boh1>

**NAN Submitted by**  
**Michelle Pini**

[scpcgnan@outlook.com](mailto:scpcgnan@outlook.com)

## Minutes

14 Members attended April Meeting  
 Demo – App Discussion  
 Discussion about FIMO 50 World Project  
 Discussion about Clay ConneCTion 2016 Retreat  
 Registration Opens: guild members in April and May 1<sup>st</sup> public.  
 Show-n-tell

### **Where do we meet?**

#### **Sept-June:**



Hagaman Library;  
 227 Main Street  
 East Haven, CT 06512  
 (203) 468-3890

#### **July & August:**



The Beach House  
 Cosey Beach Avenue  
 East Haven, CT

(See our website for directions)

Meetings are usually on the 3rd Saturday of each month at 11 am. Check our website for location/time changes, or email us. All interested are welcome to attend and join.

(There is no fee for the first meeting, so come see what we're about)