



Now-A-Newsletter

Meeting on: May 20th at 11:00 am

NAN Submissions, Email: scpcgnan@outlook.com

Meeting Location: Hagaman Library

Meeting Agenda

Demo - Christy Sherman – Pan Pastels

Resources/Links on Pan Pastels and Painting:

<http://skygrazer.com/journal/archives/category/art/pastel/page/3> - blog posts and experiments I've done with pan pastels

Various links and tutorials:

<https://fruitense.cz/en/colorful-patterns-with-panpastels-animal-brooches/>

<http://www.joomag.com/magazine/mag/0608505001456598669>

<http://paintdrawblend.com/techniques-tips/>

<http://paintdrawblend.com/2016/06/artist-qa-benjamin-ward/>

<http://paintdrawblend.com/2016/05/video-panpastel-for-backgrounds/>

<https://vimeo.com/7336736>

https://www.youtube.com/watch?v=tvYK_C1eP3g - with water brush

https://www.youtube.com/watch?v=wdPLLv8z_ds - ombre embossing paste

Clay Day Discussion - Do we want to set up a Clay Day? - We haven't seen Cat or Marylyn in a long time, can we set something up to include them?
(Probably 2 different locations since Cat is in LI and Marylyn is in Deep River)

Raffle-Chain-Raffle - Christy Sherman was the lucky winner last time and will be donating the item for the Raffle.

Show-n-tell

Looking Ahead

Guild Challenge – Make something inspired by the guild library. Due: June Meeting

Guest Instructor Marie Segal - Sept 30 & Oct 1 - Classes to be announced
It will be our 20th Anniversary! We have the hall so let's party Saturday night!

Demos:

June – Leah Stancil - Felting

TBD – Sharon Mihalyak – Foil Fun

TBD – Debbie Goodrow – Scrap Clay Resurrection

Volunteers?

SECTIONS YOU MUST CHECK OUT:

Links related to demo	1
Claysino in Las Vegas	2
Klay Karma	3
Kudos	3
Classes by Members	4-5

Other Items of Interest

Sharon wanted to share the “**FIMO 50 World Project**.” 41 countries and almost all continents on the globe contributed to this project. For more information about this project check out the following website:

<https://www.staedtler.us/en/inspirations/for-fimo-polymer-clay-users/50-years-of-fimo/> also check out the

YouTube video on it: <https://youtu.be/XbJeN8p6IqY>



Kathy Louis from Staedtler contacted us about the first Claysino in Las Vegas, June 2-4, 2017.

“Dear Polymer Friends,

We are pleased to announce the first FIMO clay event in North America! Similar in style, to the popular Fimo Symposiums held in Europe annually, this promises to be a fun and exciting event!

There will be 3 full workshop days featuring polymer pioneers LISA PAVELKA, MAGGIE MAGGIO and CHRISTINE DUMONT, held at the Excaliber Resort and Casino in Las Vegas, Nevada. Registration is OPEN now – <https://www.staedtler.us/en/>

Registration is \$349 US, for all 3 days and includes opening ceremony with hors d’oevres, Bavarian night at the “Hofbräuhaus” with surprise program and dinner, closing ceremony – and course, all Fimo and Staedtler materials.

Please share this fabulous news with your guild members, and include in newsletters and social media!

Hope to see you there!

The Fimo Claysino Team”

WELCOME TO FABULOUS FIMO CLAYSINO NEVADA

polymer stars

The

wave

necklace

Ensembles Pendant

STAEDTLER®

Look forward to
Maggie Maggio, Christine Dumont and Lisa Pavelka.
Registration starts on 11th april at 8am Las Vegas time /11am EST time

Klay Karma is happening July 20, 2017 - July 23, 2017 at Rivier University Nashua, NH.


Klay Karma is a four day event; the cost is \$375.00 per person. Includes room, meals, and workspace. New Commuter Rate: \$275.00 per person. Includes meals and workspace.

For more information and the registration form go to their facebook page:

<https://www.facebook.com/groups/590473437654324/>


Dorian had asked Christy about the multi-blade tube bead cutter that she brought in based on a design by Elise Winters. Christy found an article online for anyone who wants to make their own.

<http://www.pcpolyzine.com/2004february/tubecutter.html>



Kudos!

Congratulations to Dorian Merriman-Boddy who won 1st place in the 189th Polymer Clay Central Challenge for March 2017. The theme was green or Saint Patrick's Day.




If you're interested in participating in future challenges check out: www.PolymerClayCentral.com

Classes by Members

Diane Villano:

Teaching at Hobby Lobby, 1777 Boston Post Road, Milford, CT 06512

Register by email at FoxonRiverDesign@yahoo.com, on my website at DianeVillano.com or call 203-887-3392.



Saturday, June 3, 2017

Skeleton Key Necklace ~ 10am – 1pm

Embellish an actual vintage skeleton key for your focal pendant and create an intriguing necklace with lengths of rosary chain you fashion with your favorite beads. This piece can be romantic, Gothic or steampunk! Bring seed beads and 6mm-8mm beads and jewelry pliers and wire cutters if you have them. I'll provide the skeleton key, chain, wire and jewelry findings. Class fee is \$36.

Kristie Foss:

Teaching at Thistlebeads in Niantic, CT

To register online go to: www.thistlebeads.com



Sunday, June 4, 2017

Black-Line Transfers – on translucent clay with metal leaf ~ 1am - 4 pm

Black line transfers add drama, interest and design to your creations. They are not difficult to do, they just take some time and a little practice. For this class, we will use black line transfers as the “main attraction” on a brass channel cuff bracelet, or you may make flat pieces in your own desired shape.

Please note: The instructor will supply the following: composite metal leaf, printed black-line designs from which participants can choose, Preserve Your Memories II fixative. The instructor will also have brass channel cuff bracelets and bangles for sale for use in this project, if desired.

Teaching at Meiklem's Kilnworks in Bozrah, CT

To register online go to: <http://www.meiklemkilnworks.com>

Saturday, May 20, 2017

Skinner Blends Running Around in Circles! ~ 9 am - 2 pm

Skinner blends are fun to make and the colors you can make are lovely. Using simple shape cutters, such as circles, squares or triangles, you will create a decorative polymer sheet that can be used to create jewelry, cover objects, etc. Materials: Clay in your choice of colors, pasta machine, glossy work surface, sharp tissue blades, shape cutters, jewelry findings if appropriate, and other clay tools of your choice. Instructor will have clay available for sale if desired.





Saturday, July 15, 2017

Reversible Tile Bracelet! ~ 9 am - 2 pm

Make 2 pieces at one time! In this project, we will learn to make surface sheets with 2 different designs that, through a series of steps, will turn into tiles with reversible sides. The tiles will then be assembled into a bracelet you can wear right away! Materials: Clay in colors that are complimentary or will work well in a Skinner blend, pasta machine, glossy work surface, sharp tissue blades, needle tool, ruler, rubber stamps, permanent ink pad (black), 1mm elastic bead cord, size 8 seed beads. Instructor will have elastic cord, seed beads and ink pad to share, or you may bring your own.

Saturday, August 12, 2017

Adjustable Tube Bead Lariat! ~ 9 am - 2 pm

This workshop will give you the opportunity to try several different techniques and put them all together in a lovely, wearable piece of art. We will start with a fun square cane, use it to cover a tube bead, create end caps and end beads, and learn how to "thread" the tube bead with buna cord to allow the straps to be adjustable. Materials: Clay in 2-3 colors of your choice as well as white and black, pasta machine, glossy work surface, sharp tissue blades, and small circle shape cutters. Instructor will have buna cord and dowels for tube formation to share, or you may bring your

Christy Sherman: Teaching at Wickford Art Association

Wickford Art Association; 36 Beach Street; Wickford, Rhode Island 02852; Phone: (401) 294-6840
<http://www.wickfordart.org/art-classes-current.html>

Saturday June 24, 2017

Polymer Clay Jewelry, 9am – 12pm

This is your chance to learn some jewelry techniques and make a necklace that is completely you - from start to finish. You will make 2-3 beads in your choice of color, shape, size and texture out of polymer clay.

While the beads are curing, you will learn how to make a wire wrapped dangle using mother of pearl dagger beads and how to make a tassel out of fibers or ribbon. You will also have the option of making a wire bail to hang your pendant from a simple cord or leather necklace, or using sari silk for a longer, more ornate design.

Members \$50, Non-Members \$85

\$15 Material Fee – All materials included.

Traveling Exhibit

The Traveling Exhibit – Gerry Pieper is our Traveling Exhibit Coordinator. With setup help from a number of other members, our Exhibit will continue to inspire those with artistic interest.

Traveling Exhibit Locations:

Branford - Blackstone Library – Gerry will do Setup

Contact Gerry Pieper to schedule the Traveling Exhibit in a Library or other public space near you. gerryssilver@att.net

Minutes

Welcome New Members

New Members are always welcome!

14 Members attended the April meeting.

Agenda:

Demo - Lori Michels - Building a Photo Box
Weekend of Clay class recap - bring your stuff to show off!
Do we want to set up a Clay Day? - Discussion
Show-n-tell

Southern CT Polymer Clay Guild

Visit our guild website:

<http://www.scpcg.org>



The Bottles of Hope website is:

<http://www.bottlesofhope.org>

SCPCG Facebook Page:

<https://www.facebook.com/scpcg.org>

**NAN Submitted by
Michelle Pini**

scpcgnan@outlook.com

Where do we meet?

Sept-June:



Hagaman Library;
227 Main Street
East Haven, CT 06512
(203) 468-3890

July & August:



The Beach House
Cosey Beach Avenue
East Haven, CT

(See our website for directions)

Meetings are usually on the 3rd Saturday of each month at 11 am. Check our website for location/time changes, or email us. All interested are welcome to attend and join.

(There is no fee for the first meeting, so come see what we're about)