



# Now-A-Newsletter

Meeting on: January 21st at 11:00 am

NAN Submissions, Email: [scpcgnan@outlook.com](mailto:scpcgnan@outlook.com)

Meeting Location: Hagaman Library

## Take Note!

*Message from our President:* Thank you to all that voted in the guild elections. It's been awhile since we had a contested office. Debbie Goodrow was elected Vice President (she has held the position in the past). Thank you, Carole and Lori, for your interest in the position.

Please email Sharon [sharchar@gmail.com](mailto:sharchar@gmail.com) for Library requests. Debbie will be away at a class and I will be schlepping the bare minimum of the library to the meeting.

Membership dues are now due. Guild membership runs from January to December. Still \$25 per year. Please note - participation in the Weekend of Clay is only open to members.

We would like to list member's websites, etsy stores, etc on our website links page. Please email those links to [scpcgnan@outlook.com](mailto:scpcgnan@outlook.com) or bring the information to our January meeting.

### SECTIONS YOU MUST CHECK OUT:

Take Note	1
Kudos	4
Classes Online	5
Classes by Members	6
Items for Sale	7

## Meeting Agenda



**Demo** – DIY - Group Discussion - tell us about neat things/tools you've made/had made for your artistic endeavors

**Weekend of Clay** class proposals and discussion

### Class Selections (in no particular order):

- Sculpting Baby Seals – Christy Sherman
- Chain Lace Bracelet – Diane Villano
- Color and Design – Helen Malchow
- Floral Chain – Debbie Jaffe
- Gelatin Printing – Tracy Van Buskirk
- Woodland Fairy Doors – Debbie Goodrow

Full details and voting information will be sent by Sharon in a separate email.



### Board of Directors' Meeting highlights

#### Volunteer Opportunity:

We need a volunteer to host our Bottles of Hope Workshop Box (teaching kit). At our BOD meeting, we discuss the duties of the board members and officers and other volunteers. We realized that we don't have anyone taking care of (and storing) our Bottles of Hope Workshop Kit (teaching kit). It's been moving around and needs a "home" soon.

It's a rolling cart (like a mechanic's detachable tool box) with an additional rolling box that holds pasta machines. Also a toaster oven.

Whoever is "hosting" the kit needs to know where it is (who has it) and know where it needs to go next. Sometimes there is a flurry of activity - lots of BOH workshops going on. And other times it can sit for a year without anyone needing to use it. As the caretaker, the host will need to periodically go over the supplies (tidy up) and order replacement items. The cost will be covered by the guild for BOH activities. If someone borrows it for a class, they should be using their own clay, or replacing the clay that is used (their cost).

It would be assumed (ya know what that means!) that whoever borrows the kit will bring it back in good condition with all the parts intact and neatly put away. Note from Debbie Goodrow - "I just wanted to put a finer point on the consumable parts of the Traveling Workshop. If someone is doing specifically a Bottles of Hope class, making

Bottles of Hope, they use up the materials and clay and consumables that are in the kit. The guild provides that, and the guild will refill it. (The caretaker of the kit just letting the guild know what needs to be ordered, ordering it and being reimbursed.)

If the Traveling Workshop is used by a guild member to teach their own polymer clay classes, they provide their own consumables (clay, mica powders, etc). Having used it (several years ago) to teach general polymer clay classes, I know how valuable it is to be able to provide to students all those pasta machines, work surfaces, tools, texture plates, etc. It's a pretty amazing resource."

## March is National Craft Month - Guild discussion

Links for National Craft Month

<https://www.craftandhobby.org/eweb/DynamicPage.aspx?WebKey=21740220-3565-4CB3-BA31-A7E46FB8DBAD>

Learn how to be inspired: <http://www.cre8time.org>

Maybe we can schedule a demo at a Barnes & Noble, put flyers out at craft and hobby stores and Makers' events.

## Show-n-tell

## Looking Ahead

### Demos:

February – Jackie McKinney – Flower Demo

March - Carole Monahan-Kampfe – Simple Slicer Demo

April - Lori Michels – Building a Photo Box

May – Christy Sherman – Pan Pastels

TBD – Sharon Mihalyak – Foil Fun

TBD – TBD - Reducing Canes

TBD – Group Discussion – your favorite DIY Storage ideas, please bring in or show a photo



**March is National Craft Month**

**cre8time**  
RECLAIM YOUR CREATIVITY  
AT CRAFTANDHOBBY.ORG

**March is National Craft Month** and a great opportunity for retailers to host in-store events, hold contests, special promotions and incorporate the CRE8TIME Movement's notion of reclaiming time for doing the things you love and enjoy, like crafting.

The downloadable CRE8TIME Member Tool Kit containing customizable marketing materials is available to help you promote and celebrate CRE8TIME in your store.

[Download CRE8TIME Tool Kit](#)

Don't forget to tell your customers to enter the CRE8TIME National Craft Month Photo Contest! They simply take a picture of themselves crafting during National Craft Month and are automatically entered to win \$500!

For more information on the CRE8TIME Movement visit [CRE8TIME.org](http://CRE8TIME.org).

**Contact us:** If you have any questions or need additional information: Catherine Martell, (201) 835-1207 or [cmartell@craftandhobby.org](mailto:cmartell@craftandhobby.org).

**Weekend of Clay** at the Foxon Firehouse, 1420 North High Street, East Haven, March 25th and 26th.

**Guild Challenge** - Hollow Form using packing peanut armature, due date moved to the March meeting.

**Guest Instructor** in the Fall

Other Items of Interest



Check out the link Cat sent us:

Helen Breil Videos – Helen Breil Designs, [www.helenbreil.com](http://www.helenbreil.com)

Please enjoy these videos. Some feature tutorials (most of them free), other are examples of work to inspire you.

Cat also sent us the Pantone Forecast Colors for Spring 2017



Christy Sherman has been very busy and has taken on the challenge of 30 pieces in 30 days. The challenge was originally geared for painters but in Christy’s words *“One problem, I don’t paint. But that’s ok, the challenge says there are no rules 😊 So I took them at their word, and signed up anyway. Polymer clay relief sculptures are just highly dimensional paintings anyway, right?”* Christy has been blogging about her experience, check it out: <http://skygrazer.com/journal/archives/1659> The examples in her blog also include a number of her experiments with Pan Pastels on polymer.



Day 4



Day 6



Day 8



Day 10

Polymer Clay Central has posted the first few contest themes for the year. Prizes are sponsored by Sculpey Products and for February you can do Hearts or Valentine's Day. <http://polymerclaycentral.com/contestschedule.html>

Information and rules are here: <http://polymerclaycentral.com/challenge.html>

## Kudos!

Christy Sherman's Fire Dragon was a finalist in the Fire Mountain Gems and Beads Contest 2016



<http://www.firemountaingems.com/resources/gallery-of-designs/g93s?term=christy+sherman>

-- Designer --


Christy Sherman

Fire Mountain Gems and Beads' Contest 2016 featuring Creative Clays Finalist

Christy also has her Space Kraken on display at the Wickford Art Association in RI as part of the juried show, "Cooler & Warmer". It will be on display until February 5<sup>th</sup>.

<http://skygrazer.com/journal/archives/1783>

<http://www.wickfordart.org/>



Wickford Art Association  
 36 Beach Street  
 Wickford, Rhode Island 02852-5745  
 Phone: (401) 294-6840



Classes Online


Craftcast.com:



**Metal Clay Quilligree**  
TRACEY SPURGIN  
\$39.95



**I LOVE Tools 8**  
\$0.00



**Creating Polymer Jewelry from your Colored Artwork with Mags Bonham**  
MAGS BONHAM  
January 21, 2017  
\$44.95

Craftartedu.com:



**Fantastic Oyum ...** Free!  
**Sylvie Peraud**  
Oyumaru is the perfect medium for reproducing textures to use in your work! In this class, ...



Original Price: ~~\$23.00~~ Special Rate: \$17.00  
**Mouse Babies wit ...** Special Rate  
**Melissa Terlizzi**  
Learn how to make these charming and fun baby mice with...



**Swell Hearts: A ...** Free!  
**Christi Friesen**  
Learn how to use Swelligant to make a beautiful heart. After this class, you'll have tons ...

Polypediaonlineexpress.com:



POLYMER CLAY TUTORIAL  
FAUX CERAMIC –  
RIOMAGGIORE MINI-  
HOUSES BEADS “COSMIC  
CERAMIC” (EBOOK+VIDEO)  
\$22.00



ALCOHOL INKS POLYMER  
CLAY TUTORIAL –  
INKREDIBLE FLOWER  
POWER PENDANTS  
(EBOOK+VIDEO)  
\$22.00



POLYMER CLAY FLOWERS  
TUTORIAL – RAY OF DAISY  
FLOWER, BABY'S BREATH  
FLOWER & SINGING  
SUNFLOWER “FLOWER  
ACADEMY”  
(EBOOK+VIDEOS)  
\$24.00

## Classes by Members

### **Christy Sherman:** Teaching at **Wickford Art Association**

Wickford Art Association; 36 Beach Street; Wickford, Rhode Island 02852; Phone: (401) 294-6840  
<http://www.wickfordart.org/art-classes-current.html>



**Saturday, April 8, 2017**

***Sculpt a Dragon from Christy Sherman ~ 10 am - 3 pm***

This workshop will be an in depth exploration of all things dragon as we sculpt one in relief. We will work in polymer clay, and cover different techniques to sculpt, model, and texture the dragon. Relief sculpture is a marvelous combination of 2 and 3 dimensional techniques, drawing and sculpting at the same time. Look at a coin to see a miniature example of a bas-relief. I will demo techniques such as different scale patterns, body, and wing designs, along with a few shortcuts I've learned along the way.

I'll provide reference images for the same project, but you're welcome to make whatever you like. We'll learn how to create a gorgeous iridescent effect for the dragon scales and I'll also cover texturing and dry brushing techniques to create realistic looking stone.

This is a great starting point for anyone who wants to try sculpting or polymer clay. No experience needed, and techniques will apply to any sculpting project you do, not just dragons.

\$100 Members \$135 Non-members \$25 Material fee - All materials included

*(NOTE - for anyone who's already into polymer clay, let me know if you'll be attending. I can send you the materials list so you can waive that fee.)*

## Guild Library

To borrow any items from the Guild Library, please email your request to:  
 Debbie Goodrow at [DGoodrow@gmail.com](mailto:DGoodrow@gmail.com)

Simply browse through the library list and email Debbie the ID numbers  
 for the books and/or DVDs you wish to borrow.

(Please note that you **MUST** sign out all media with Debbie before taking them,  
 even if they do not have a sign out card attached. Thank you)



Did you enjoy the DVD you watched? Hated it? Thought the book you took out was helpful? Write a short review (approx. 50-200 words) to let other members know what you think and submit it to: Debbie Goodrow at [DGoodrow@gmail.com](mailto:DGoodrow@gmail.com)

Not comfortable writing the review, well Debbie has offered to help. Just email her your thoughts, what you liked, didn't like, and any anything else you specifically wanted to say. It only takes a few minutes, doesn't have to be long, and is a great way to participate even if you can't attend the meetings.

## Traveling Exhibit

The Traveling Exhibit – Gerry Pieper is our Traveling Exhibit Coordinator. With setup help from a number of other members, our Exhibit will continue to inspire those with artistic interest.

### **Exhibit Locations:**

Contact Gerry Pieper to schedule the Traveling Exhibit in a Library or other public space near you. [gerryssilver@att.net](mailto:gerryssilver@att.net)

## For Sale

Diane Villano received an email from Annette Chittenden who has decided that polymer clay is not for her. She has the following items for sale:

“For \$20.00 I have 30 new unopened cakes of polymer clay, plus a few supplies (cutting blade, etc). Can you pass on to the polymer clay guild this info? My phone number is 203-671-4656. I will deliver the bin to anyone who wants it - provided they are in the shoreline area - or I could deliver it to Hagaman library at one of your meetings.”

### **Southern CT Polymer Clay Guild**

Visit our guild website:  
<http://www.scpcg.org>



The Bottles of Hope website is:  
<http://www.bottlesofhope.org>

SCPCG Facebook Page:  
<https://www.facebook.com/scpcg.org>

**NAN Submitted by  
Michelle Pini**

[scpcgnan@outlook.com](mailto:scpcgnan@outlook.com)

## Welcome New Members

New Members are always welcome!

## Minutes

15 Members attended the November meeting, 17 Members attended our December Potluck/Tag Sale.

### Agenda:

Demo – Christy Sherman – Setting up an Etsy Account  
Tree of Hope Ornaments (3) Collection  
Election of Guild Officers  
Show-n-tell

### **Where do we meet?**

#### **Sept-June:**



Hagaman Library;  
227 Main Street  
East Haven, CT 06512  
(203) 468-3890

#### **July & August:**



The Beach House  
Cosey Beach Avenue  
East Haven, CT

(See our website for directions)

Meetings are usually on the 3rd Saturday of each month at 11 am. Check our website for location/time changes, or email us. All interested are welcome to attend and join.

(There is no fee for the first meeting, so come see what we're about)