

# Southern Connecticut Polymer Clay Guild

Website: <http://scpcg.org>



## Now-A-Newsletter

Meeting on: July 16th at 11:00 am

NAN Submissions, Email: [scpcgnan@outlook.com](mailto:scpcgnan@outlook.com)

Meeting Location: Beach House

### Take Note!

**Reminder:** The July and August meetings will be at the Beach House. Remember to print and put the parking pass in your front window.

**Alert:** I-95 New Haven Traffic shift starts Thursday. Heavy traffic expected Thursday through Saturday. *Thanks Debbie!* For more information go to: <http://www.nbcconnecticut.com/news/local/I-95-New-Haven-Traffic-Shift-Expected-to-Cause-Major-Delays-385710631.html>

### SECTIONS YOU MUST CHECK OUT:

Take Note	1
Classes Online	5
Classes by Members	6
DVD Review	7

### Meeting Agenda

Demo – No Demo Scheduled. We will be using the extra time to discuss the upcoming Clay ConneCTion Discussion about Clay ConneCTion 2016 Retreat  
Recap of class with Jana Lehmann that was hosted by Lynne Anne.  
Show-n-tell

### Looking Ahead

#### Demos:

TBD – Debbie Goodrow – Something Great!  
TBD – Simple Slicer Demo – Carole Monahan-Kampfe

Clay ConneCTion 2016 Thursday, July 28 - Sunday, July 31, 2016, at Connecticut College in New London.

Another possible Clay Day in West Haven? The room is really comfortable and the staff is very supportive. Sharon can make arrangements in August for a Clay Day in September or October. Let's discuss.

We will be doing the "Tree of Hope" to benefit the Ronald McDonald House again this year. Details to follow.

Tracy Van Buskirk emailed about the Newtown Arts Festival Sept 17 & 18 - will be running a weekend long tent called "Make". There will be an exciting rotation of guided arts and crafts all weekend for all ages. She would LOVE to have a Bottles of Hope workshop! So please think about who would like to run that. They can supply volunteers to help. Tracy can schedule a BOH workshop for Sunday, Sept 18<sup>th</sup>, anytime between 10 and 4 although she thinks 11-1 would be good. But she is flexible. Other tents will have other activities so things will be going on, but Tracy says the MAKE tent will be the BEST!

**Clay ConneCTion 2016 - The Southern Connecticut Polymer Clay Guild's 10<sup>th</sup> Retreat!****WHAT TO EXPECT:**

A relaxing, inspiring weekend filled with fun, friendship and all things polymer clay. Set up your tools and play. Feel the creative spirit. It doesn't matter if this is your first retreat or you've come to them all, the atmosphere is friendly, welcoming and sharing. Create, relax, play, share, learn, shop and have fun!

**HIGHLIGHTS:**

Check our Facebook page [www.facebook.com/scpcg.org](http://www.facebook.com/scpcg.org) for more updates as we get closer to the retreat:

**Freedom Swap:** We are getting a bit tired of swapping 1-inch tiles, so this year you are free to swap whatever you'd like, even 1-inch tiles.

**Retreat Marketplace:** A showcase space to sell your stuff. More details to follow.

**Thursday Evening:** Welcome Reception "Wear Your Work or Your Favorite Outfit" - wine, beer & soft drinks provided. Dress up and wear your work or a piece by one of your favorite polymer clay artists! Let's show off our beautiful work while meeting and catching up with the other artist attendees.

**Ongoing Demos:** Demonstrations of a variety of techniques will be held throughout the weekend, freely given by many of the retreat attendees. Demonstrations generally cover a wide range of techniques from beginner to advanced. Please consider giving a demo!

**Massage Therapist** available for extra pampering Friday and Saturday. Additional fee payable \$35 for a half hour, \$65 for an hour.

**Friday Afternoon:** Bottles of Hope Themed Challenge, more details to come

**Friday evening free:** We have not planned any special events for Friday evening to give you the option to leave campus and try out one of the many great restaurants in the area or perhaps visit nearby Mohegan Sun Casino. Or you can stick around and continue to play with clay!

**Saturday Afternoon:** The Auction – There is always an array of amazing items. Please consider donating something to the auction.

**Saturday Evening:** Left Center Right Poker, a simple passing game using polymer clay poker chips (make 3 per game, 9 at the most). A simple and silly game. Adult beverages will be provided for those who are interested.

**Sunday:** Bottles of Hope Challenge – Bottles will be available throughout the weekend. Help us with our ongoing project and make a bottle or two or more. If you'd like, please enter your bottles in our fun Bottles of Hope Challenge. There will be ribbons awarded in a variety of fun and creative categories. Bottles will be distributed to area cancer patients after the retreat.

And LOTS more! We are still planning

**WHAT TO BRING:**

**Polymer Clay Tools and Supplies:** Bring the tools and supplies you feel you need to play with polymer clay throughout the weekend. For some people that can mean transporting a nearly complete studio, but that's not required. Definitely bring the basics: clay, work surface, pasta machine, motor if you've got one, blades, needle tool, cutters, notebook and pen for the demos, tile or card stock to bake on. A task light and power strip are helpful.

Beyond that bring whatever you feel you'll need to create. Remember, if you've forgotten anything, you will be in a room full of polymer clay enthusiasts who will be happy to share. Bring some of your own work to show off! Retreat attendees are welcome to sell any of their own work from their work space. You are responsible for any and all tax collection and reporting.

---

For the dorm room: Linens are supplied by the college (sheets and towels), but there are a few comfort items you might consider bringing.

- An extra towel if you'd like one
- Your own pillow
- An inexpensive twin size foam mattress topper (or whatever else you need to make the basic college dorm mattress more comfortable). Hint: If you bring a twin fitted sheet from home you can just slip it and the foam pad over the sheet already on the bed and not have to completely strip the bed. Plus it prevents that awkward situation where the sheets come un-tucked and you're sleeping on the bare plastic mattress.
- A blanket – when the college cranks up the air conditioning prior to arrival it can make the dorms clammy and downright cold. Bring along a blanket and you'll be more comfortable.
- A robe and shower shoes (remember the shared dorm bathrooms)

QUESTIONS: If you have any questions or need further information, please contact Sharon Mihalyak [SharChar@gmail.com](mailto:SharChar@gmail.com) or Libby Mills [Libzoid@gmail.com](mailto:Libzoid@gmail.com)

## Other Items of Interest

Cat sent us a number of great links, check them out:



New Way to Use **Shape Templates**: Meisha Barbee filmed by Cynthia Tinnapple  
<https://vimeo.com/137670359>

**Color Schemes** with CMYK formulas for mixing.  
 color schemes, color combinations, color palettes for print (CMYK) and Web (RGB + HTML)

Free sample combinations:

<http://www.creativecolorschemes.com/resources/free-color-schemes.shtml>

Example for reference:

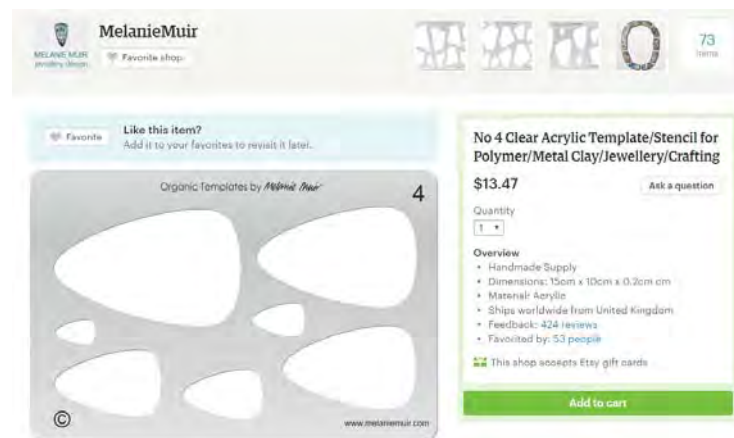

<http://www.creativecolorschemes.com/resources/free-color-schemes/gorgeous-color-scheme.shtml>





How to make **polymer clay cabochons** from the book Polymer Clay 101  
<http://craftside.typepad.com/craftside/2012/05/how-to-make-polymer-clay-cabochons-from-the-book-polymer-clay-101-master-basic-skills-and-techniques.html>

Sources for templates: “Drafting Templates”



[https://www.etsy.com/listing/121397646/no-4-clear-acrylic-templatestencil-for?ref=shop\\_home\\_active\\_22](https://www.etsy.com/listing/121397646/no-4-clear-acrylic-templatestencil-for?ref=shop_home_active_22)

<http://www.metalclaysupply.com/QuikArt-2Step-Template-Hearts-p/54309.htm>



## Classes Online

This new section will show some classes available online. I've taken classes from both Craftcast and Craftartedu and think they are wonderful. You can watch them whenever you want as many times as you want, checkout some of these offerings:

### Craftcast.com:



Rivet, Tab, Fold and Connect; Cold Connections with Robert Dancik  
ROBERT DANCIK  
\$39.95



Learn to make Polymer clay wrap bracelets with Helen Breil  
HELEN BREIL  
\$44.95



Learn to Make Polymer Clay Faux Ivory, Jade, Lapis, Turquoise and More with Mags Bonham  
MAGS BONHAM  
\$44.95

### Craftartedu.com:



Water and Lightn ... \$18  
Claire Wallis  
You'll learn how to create two canes in this class – both with wonderful visual effects.



Pin to Pendant Co ... Free!  
Bettina Welker  
Bettina shows you how to convert that lovely pin/brooch into a pendant with a very clever ...




Original Price: \$48.00 Special Rate  
Special Rate: \$13.00  
Crazy Hair Ca ...  
Ann Kruglak  
Learn how to make this fun and

### Polypediaonlineexpress.com:



POLYMER CLAY FLOWERS  
TUTORIAL – CALLA LILY  
FLOWER "FLOWER  
ACADEMY"  
(EBOOK+VIDEO)  
\$22.00



POLYMER CLAY FLOWERS  
TUTORIAL –  
FRANGIPANI/PLUMERIA  
FLOWER "FLOWER  
ACADEMY"  
(EBOOK+VIDEO)  
\$17.00



POLYMER CLAY TUTORIAL  
– MOSQUITO TECHNIQUE  
MYSTIFYING FLORAL  
BROOCH (EBOOK)  
\$18.00



POLYMER CLAY TUTORIAL  
– MOSQUITO TECHNIQUE  
HIGH-TECH PIXEL FRAME  
BROOCH (EBOOK+VIDEO)  
\$18.00



## Classes by Members

### **Kristie Foss:**

Teaching at **Thistle Beads; 55 Pennsylvania Ave; Niantic, CT (860) 739-6552**

To register online go to: [www.thistlebeads.com](http://www.thistlebeads.com)



**Wednesday, July 27, 2016**

***Polymer Bangle Bracelet Time: 11 am - 2 pm***

Bangle bracelets are a lot of fun – and polymer is a perfect medium for making your own! You will learn to make bangle bracelets completely from polymer. Lightweight and flexible, these bangles may also be sized, even after baking. We will make a simple “crissy” cane for decoration and will explore ways to cover the joint. It is also possible to make the bracelet continuous, with no seam.

Teaching at **Meiklem's Kilnworks; 46 Labanon Rd; Bozrah, CT (860) 886-8562**

To register online go to: <http://www.meiklemkilnworks.com>



**Saturday, July 16, 2016**

***Hollow Tubes or Beads with “Sound” Time: 9 am - 2 pm***

Learn to make a hollow horizontal bead or vertical cylinder to use as a pendant or a lamp or fan pull or earrings or .... We won't stop there, though. We will also learn how to make your bead jingle with sound. This is a fun and fascinating project that should spark other ideas. Materials Costs: Students will need a pasta machine, a glossy work surface and a tissue blade. Clay is also needed in colors of the student's choosing. Items such as clay (\$2 per package) will be available for purchase at instructor's cost, if desired.



Design on courtesy of Teri Walters →

**Saturday, August 6, 2016**

***Exploring Swirls and Snail Shell Designs***

***Time: 9 am - 2 pm***

Here is a perfect project for those lazy, hazy summer days of August. Participants will learn to make a couple of different canes that simulate the wonderful swirl on snail shells. Slices from these canes can be used in a wide variety of ways. For added fun, we will also make some 3-dimensional snail shells. These can be small, large, or somewhere in-between, and can be used in a variety of ways. Materials Costs: Students will need a pasta machine, a glossy work surface and a tissue blade. Clay is also needed in colors of the student's choosing. Items such as clay (\$2 per package) will be available for purchase at instructor's cost, if desired.



## Guild Library

To borrow any items from the Guild Library, please email your request to:  
Debbie Goodrow at [DGGoodrow@gmail.com](mailto:DGGoodrow@gmail.com)

Simply browse through the library list and email Debbie the ID numbers  
for the books and/or DVDs you wish to borrow.



(Please note that you MUST sign out all media with Debbie before taking them,  
even if they do not have a sign out card attached. Thank you)



### **Faux Bronze magic for Polymer Jewelry with Gwen Gibson**

#### **Review by Christy Sherman**

This is one of my favorites and I've watched it several times. Give it a try, even if you're not interested in faux bronze effects using patinas.

She starts off with image transfer techniques, shows you how to make your own symmetrical shape templates from paper, and covers a number of framing options which you could use with any type of clay centerpiece. Just watching how she handles the clay is inspiring. Then she finishes off with metal paints and patinas to oxidize the frames.

By the way, when re-watching a video that you're already familiar with, you can speed up the play back (search button on some remotes). You'll still be able to hear the audio but it will move along at a less nap-inducing speed ;)

Did you enjoy the DVD you watched? Hated it? Thought the book you took out was helpful? Write a short review (approx. 50-200 words) to let other members know what you think and submit it to: Debbie Goodrow at [DGGoodrow@gmail.com](mailto:DGGoodrow@gmail.com)

Not comfortable writing the review, well Debbie has offered to help. Just email her your thoughts, what you liked, didn't like, and any anything else you specifically wanted to say. It only takes a few minutes, doesn't have to be long, and is a great way to participate even if you can't attend the meetings.

## Traveling Exhibit

The Traveling Exhibit – Gerry Pieper is our Traveling Exhibit Coordinator. With setup help from a number of other members, our Exhibit will continue to inspire those with artistic interest.

**Exhibit Locations:**

**July: Stamford Library**

Contact Gerry Pieper to schedule the Traveling Exhibit in a Library or other public space near you. [gerrysilver@att.net](mailto:gerrysilver@att.net)

## Welcome New Members

New Members always welcome!

### **Southern CT Polymer Clay Guild**

Visit our guild website:  
<http://www.scpcg.org>



The guild message board is located at:  
<http://forums.delphiforums.com/scpcg>

The Bottles of Hope website is:  
<http://www.bottlesofhope.org>

The Bottles of Hope message board is:  
<http://forums.delphiforums.com/boh1>

**NAN Submitted by  
Michelle Pini**

[scpcgnan@outlook.com](mailto:scpcgnan@outlook.com)

## Minutes

10 Members attended the June meeting

Agenda:

- Demo – Christy Sherman - Sculpting (with) Leaves and Flowers
- Discussion about Clay ConneCTion 2016 Retreat
- Clay Day/BOH workshop in West Haven recap
- Show-n-tell

### **Where do we meet?**

**Sept-June:**



Hagaman Library;  
227 Main Street  
East Haven, CT 06512  
(203) 468-3890

**July & August:**



The Beach House  
Cosey Beach Avenue  
East Haven, CT

(See our website for directions)

Meetings are usually on the 3rd Saturday of each month at 11 am. Check our website for location/time changes, or email us. All interested are welcome to attend and join.

(There is no fee for the first meeting, so come see what we're about)