



**Southern Connecticut Polymer Clay Guild**

Website: <http://scpcg.org>



# Now-A-Newsletter

*Virtual Meeting on:* April 17, 2021, 11am Eastern Time  
*Zoom Meeting Pre-Start* 10:45am

NAN Submissions: [scpcgnan@gmail.com](mailto:scpcgnan@gmail.com)

**Meeting Location: Virtual (Zoom)**

Carole Monahan-Kampfe, President: [compelledcraft@ymail.com](mailto:compelledcraft@ymail.com)

**NAN Submitted by Michelle Pini**

Helen Wyland Malchow, VP: [silverthumb@earthlink.net](mailto:silverthumb@earthlink.net)

## LOGIN INFORMATION

**Virtual Zoom Meeting:** Carole Monahan is inviting you to a scheduled Zoom meeting.

<https://zoom.us/join>

**Meeting ID: 671 587 3145**

**Passcode: 8rUrdi**

## TAKE NOTE

**Guild Challenge Due:** Create a piece that represents something that inspires you. Then at the Guild meeting show a picture of your inspiration and then the piece you created.

## AGENDA

**Demo:** Cane Demo - Amy Sutryn

We are in desperate need of demos. Please consider doing a demo, or at least suggest a demo or two you would like to see.

**Guild Challenge due** (see "Take Note" listed above)

**Meetings at the Library in the fall** (fingers crossed)

**Weekend of Clay** (Discussed in March but nothing definitive decided)

**Show n' Tell**

🌀 CONGRATS! 🌀

Thanks Carole for letting us know that Helen Malchow's Lexart class and Christy Sherman's color shift test were in Cynthia Tinapple's Studio Mojo this weekend.

Here is link to Helen's class at Lexarts

<https://www.lexart.org/product-page/hollow-form-pendants-in-polymer-clay>

One Saturday 9:00 am-5:00 pm (8 hours)

Meets Aug 14,2021 In-Studio



🌀 OTHER ITEMS OF INTEREST 🌀




**Equilateral Triangle Stamps:** <https://www.etsy.com/listing/604104006/equilateral-triangles-30-mm-geometric>

If you remember a few years ago Cat created a Lego cane slicer. Well someone else has decided to sell the instructions to build one.

Check it out: [https://www.etsy.com/listing/778224444/polymer-clay-cane-slicer-tutorial-slicer?favorite\\_listing\\_id=778224444](https://www.etsy.com/listing/778224444/polymer-clay-cane-slicer-tutorial-slicer?favorite_listing_id=778224444)



Want to build one but don't want to pay, check this site out, thanks Denise for this link: <https://magsbonham.com/diy-polymer-clay-cane-slicer/>



The earring posts Doreen showed us at the March meeting is out of stock but a smaller kit is available:

[https://www.amazon.com/BQTQ-Earring-Supplies-Stainless-Butterfly/dp/B08GY16JNR/ref=dp\\_prsubs\\_1?pd\\_rd\\_i=B08GY16JNR&psc=1](https://www.amazon.com/BQTQ-Earring-Supplies-Stainless-Butterfly/dp/B08GY16JNR/ref=dp_prsubs_1?pd_rd_i=B08GY16JNR&psc=1)

Doreen's purchase(Out of Stock):

[https://www.amazon.com/gp/product/B08NT19G5C/ref=ppx\\_yo\\_dt\\_b\\_asin\\_title\\_o06\\_s00?ie=UTF8&psc=1](https://www.amazon.com/gp/product/B08NT19G5C/ref=ppx_yo_dt_b_asin_title_o06_s00?ie=UTF8&psc=1)



For those in love with Denise's Pasta Machine, or as Hellen would say "Clay Slab Roller" (hope I got that right), here is the link to buy one for yourself. Thanks Carole!

<https://www.edscolors.com/>



Here are the colors they currently have listed on their website, check it out for yourself!

"Adding a sparkle effect to most colors is not a problem to do.

Colors currently available are:

Sour Apple Green, Emerald Green, Candy Apple Red, Candy Purple, Candy Grape, Candy Orange, OSU Candy Orange, Candy Burnt Orange, Raspberry, Hot Candy Blue, Candy Teal, Pink Flamingo, Saffron Yellow, Blueberry Starburst, Grape Starburst, Acai Starburst, Clear Starbright, Mirror White, Wet Black"



## What we do is Pasta machines! - Ed's Colors

We modify pasta machines for the polymer clay community. We use Atlas machines and custom powder coat them in various colors with plexiglass base plates.

## MEET THE ARTIST

**Nancy Nearing**

Polymer Clay Daily featured Nancy's Pins which are sold for \$20. \$15 from each pin goes to help those devastated by the pandemic and those that face evictions from their homes.

(<https://polymerclaydaily.com/2021/01/18/a-roof-over-her-head/>)

Check out Nancy's Pin site:

<https://www.facebook.com/A-Roof-Over-Her-Head-101151698635127>



Nancy's Facebook Site:

[https://www.facebook.com/NearingPolymerClay/about/?ref=page\\_internal](https://www.facebook.com/NearingPolymerClay/about/?ref=page_internal)



Nancy's website:

<https://www.nearingpolymer.com/>

**TRAVELING EXHIBIT**

The Traveling Exhibit – Dorian Merriman-Boddy is our Traveling Exhibit Coordinator. With setup help from a number of other members, our Exhibit will continue to inspire those with artistic interest.

**Traveling Exhibit Locations:** On Hold at this time

Contact Dorian to schedule the Traveling Exhibit in a Library or other public space near you.  
[dorianmboddy@gmail.com](mailto:dorianmboddy@gmail.com)

**MEETING MINUTES**

Physical Meetings on hold due to Covid-19.


- 17 Members Attended March Meeting:
- Demo: Create Guitar String Rake Tools - Christy Sherman
- Discussion with Nancy Nearing
- Next Guild Challenge (what is it)
- Weekend of Clay (discussed but no decisions made)
- Show n' Tell

**New Members**


New Members Always Welcome!

**Where do we meet?**

**Sept-June:**



**July & August:**



(See our website for directions)

Meetings are usually on the 3rd Saturday of each month at 11 am. Check our website for location/time changes, or email [scpcgnan@gmail.com](mailto:scpcgnan@gmail.com) if you welcome to attend and join.

**Notice**

(There is no fee for the first meeting, so come see what we're about)

**Southern CT Polymer Clay Guild**

Visit our guild website:  
<http://www.scpcg.org>



The Bottles of Hope website is:  
<https://www.bottlesofhope.org>

SCPCG Facebook Page:  
<https://www.facebook.com/scpcg.org>

NAN Submitted by  
**Michelle Pini**

[scpcgnan@gmail.com](mailto:scpcgnan@gmail.com)